

7UHQFK 026 %DUULHU 6FKRWWN\ 5H

Features

- ‡ \$GYDQWUHQFK WHFKQRORJ\
- ‡ /RZRZDWRGWDJH GURS
- ‡ /RZRZDWRVVHV
- ‡ +LJHILFLHQF\ RSHUDWLRQ
- ‡ /HDGHHLQLVK &RPSOLDQW

Applications

- ‡ '&' &RQYHUWHUV
- ‡ \$&'&GDSWRUV
- ‡ 6ZLWFKRZHS SOLHV
- ‡)UHHZKHHLRGLJ

Maximum ratings and electrical characteristics (TJ = 25°C unless otherwise noted)

3DUDPHWHU		6\PERO	/LPLW	8QLW
0D[LPXPVSHUNYHYURQWDJH		9550		9
0D[LPXPYHURJHZDUG UFXEWHIQWG		,) \$9		\$
3HDN IRUZXDFBUUHQW VLQDQHZDYH VXSHULPSQNDVGRSGLRGH		,)60		\$
2SHUDMXQDFDQWRUDJH WDESHUDW		X0H767*	WR	
7\SLFDO WKHUPDO UHVLVWDQFH SHU		GLSGLDRXQWHG RQ)5		3&f% :
,QVWDQWDQHRROWRUJZDUG SHGLRGH		9)	7<3	0\$;
	,) \$ 7- f&			
	,) \$			9

1RWHV

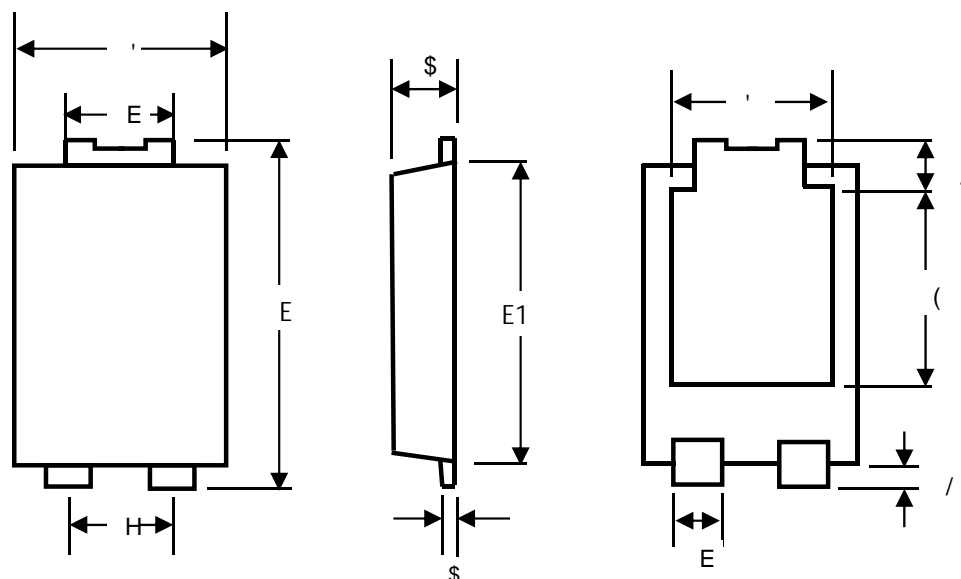
3XOVH WHV\$XOVH ZLGWK GXW\F\FOH

3XOVH WHVW 3XOPWH ZLGWK 0

RATINGS AND CHARACTERISTICS CURVES (TA = 25 °C unless otherwise noted)

PACKAGE OUTLINE DIMENSIONS

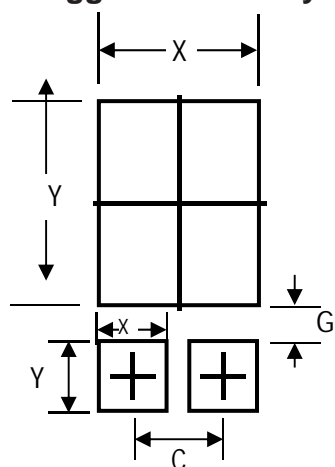
7 2



TO-277 mechanical data

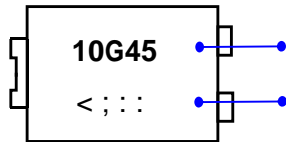
8 1 , 7		\$	\$	E	E	'	'	(((/	/
P P	P D [
	P L Q											
P L O	P D [
	P L Q											

7 2 Suggested Pad Layout

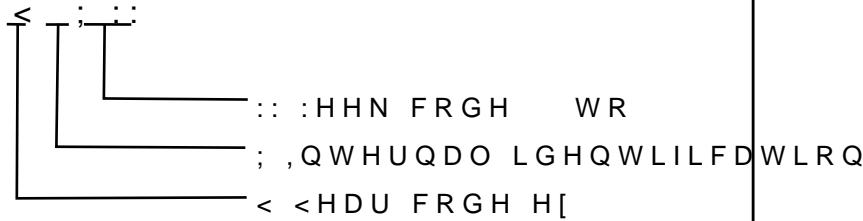


8 1 , 7		&	*	;	;		
P P	P L Q						
P L O	P L Q						

Marking Information

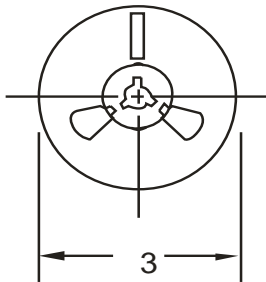


3URGXFW PRGHO 7631045SPG
WR DUM510
3' & LQIRUPDWLRQ

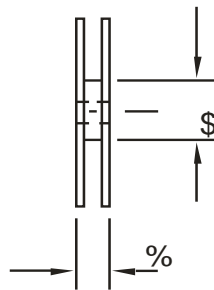


Packaging Information

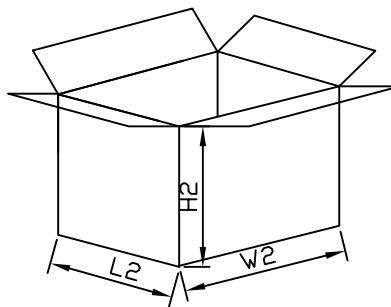
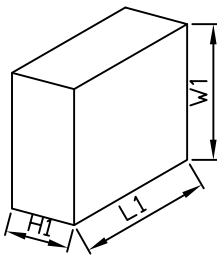
5HHO 'LPHQVLRQV



,QVLGH %R[



2XWVLGH %R[



Packaging Information

12	81,7	5HHO'PHQVLRQV			,QVLGH %R[2XWVLGH %R[
6L]H	PP		\$	%	/	:	+	/	:	+
47<	3&6	6PDOOHVW SDFNDJH			3&6 UHHO			3&6 UHHO		
1RWH		7ROHUDQFH PP" PP			PP" PP			PP" PP		