

Trench MOS Barrier Schottky Rectifier

DO-201AD
TSA /



Cathode  Anode 

Features

- Advanced trench technology
- Low forward voltage drop
- Low power losses
- High efficiency operation
- Lead Free Finish, RoHS Compliant

Applications

- DC/DC Converters
- AC/DC Adaptors
- Switching Power Supplies
- Freewheeling Diodes

Maximum ratings and electrical characteristics (T_J = 25°C unless otherwise noted)

Parameter		Symbol	Limit		Unit
Maximum repetitive peak reverse voltage		VRRM	200		V
Maximum average forward rectified current		IF(AV)	5		A
Peak forward surge current 8.3 ms single half sine- wave superimposed on rated load per diode		IFSM	1 0		A
Operating junction and storage temperature range		TJ, TSTG	-5 to +1		°C
Typical thermal resistance per leg	DO-201AD	RθJC	22		°C/W
Instantaneous forward voltage per diode			TYP.	MAX.	V
	IF=3A	TJ=25°C	0.76	0.82	
	IF=3A	TJ=125°C	0.68	-	
	IF=5A	TJ=25°C	0.90	0.95	
	IF=5A	TJ=125°C	0.85	-	
Instantaneous reverse current per diode at rated reverse voltage	TJ=25°C	IR(2)	-	2	uA
	TJ=125°C		-	80	uA

Notes:

(1) Pulse test: 300 μs pulse width, 1 % duty cycle

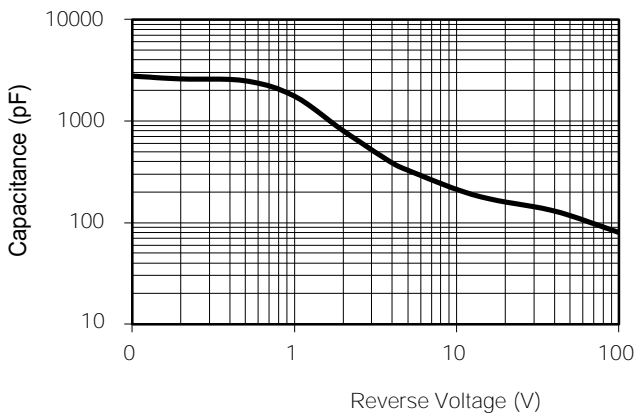
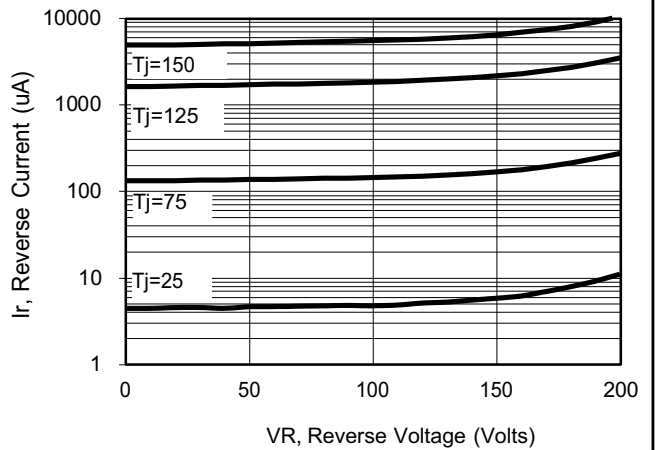
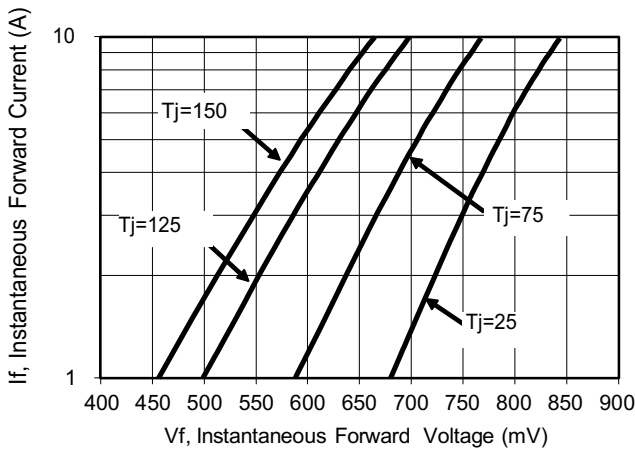
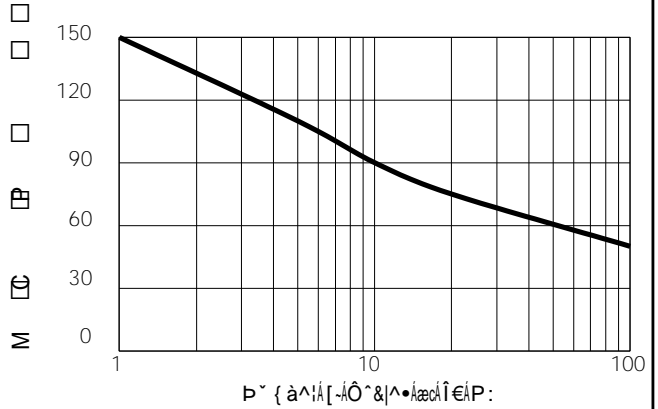
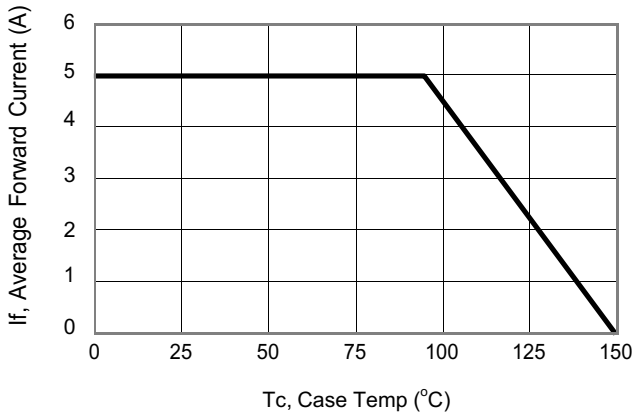
(2) Pulse test: Pulse width ≦ 40 ms



76\$ /

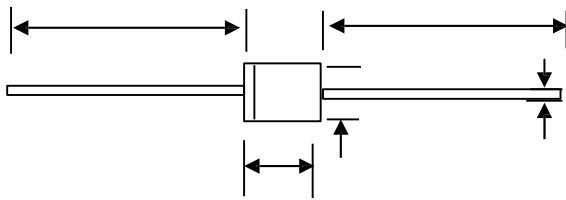
13-NOV-2015

RATINGS AND CHARACTERISTICS CURVES



PACKAGE OUTLINE DIMENSIONS

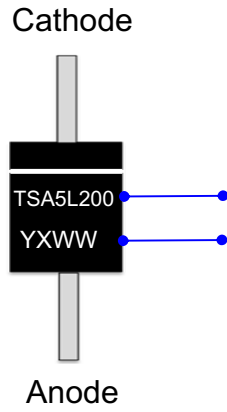
DO-201AD



DO-201AD mechanical data

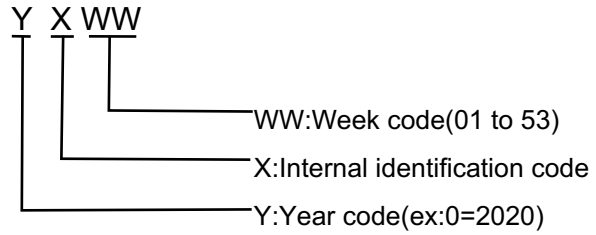
UNIT		A	B	C	D
mm	max	26.5	9.5	1.4	5.3
	min	24.5	7.3	1.1	4.8
mil	max	1043.30	374.01	5.13	208.67
	min	946.57	287.40		188.97

Marking Information



Product model : TSA5L200

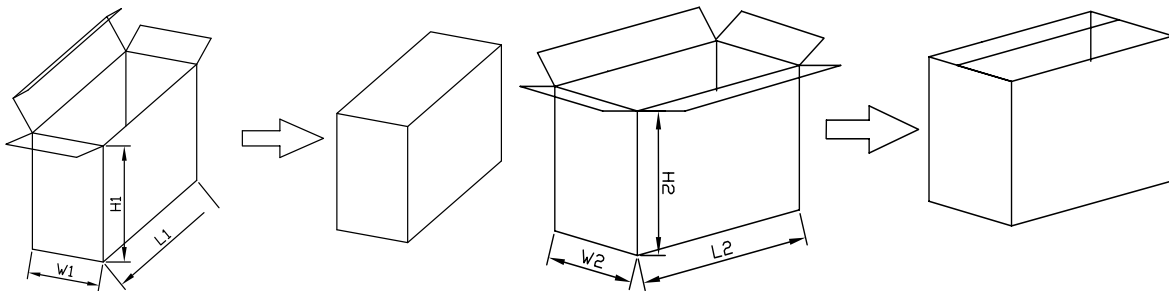
PDC information



Packaging Information

1. Inside Box

2. Outside Box



Packaging Information

NO	UNIT	Inside Box			Outside Box		
		L1	W1	H1	L2	W2	H2
Size	mm	255	75	145	415	280	320
QTY	PCS	Smallest package,1000PCS/carton			10,000PCS/carton,10 boxes in total		
Note	Tolerance	≤20mm,±3mm;	21-100mm,±5mm;	101-500mm,±10mm			