

7UHQFK 026 %DUULHU 6FKRWWN\ 5H

DO-201AD  
TSA /



Cathode Anode

Features

- ‡ \$GYDQWUHQFK WHFKQRORJ\
- ‡ /RZRUZDURQWDJH GURS
- ‡ /RZRZURVVHV
- ‡ +LJHILFLHQF\ RSHUDWLRO
- ‡ /HDGH)HLQLVK &RPSOLDQW

Applications

- ‡ '&' &RQYHUWHUV
- ‡ \$&'&GDSWRUV
- ‡ 6ZLWFKRZHXSSOLHV
- ‡ )UHHZKHHLRQJ

Maximum ratings and electrical characteristics (T<sub>J</sub> = 25°C unless otherwise noted)

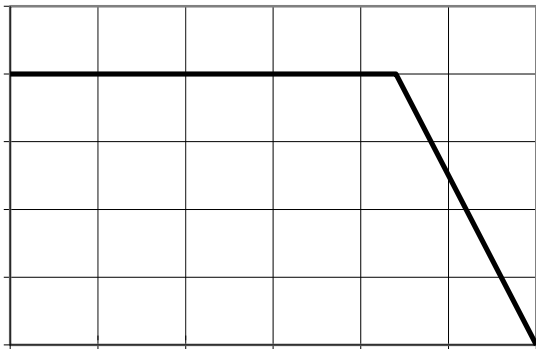
3DUDPHWHU		6\PERO	/LPLW	8QLW
0D[LPHSHVSHUNYHYURQWDJH		9550		9
0D[LPHYHURJHZDUG UFXEWHIQWG		,) \$9		\$
3HDN IRUZDURUUHQW VLQRDHLQZDYH VXSHULPSURQVHRSRGLRGH		,) 60		\$
2SHUDMXQRDURQWRUDJH WHPSHUDW		X0H767°C	JH 5 WR	f &
7\SLRDKHUPDO USHVULVQHDQFH		'2 \$'	5\$-&	f & :
,QVWDQWDQHRROWRDURJZDUG SHGLRGH		7- f &	7 < 3	0\$;
	,) \$			
	,) \$			9
,QVWDQWDQHRXUUSHQVHURQWDJH UDWHYHYURQWDJH	7- f &	,5		X\$
	7- f &			P\$

1RWHV

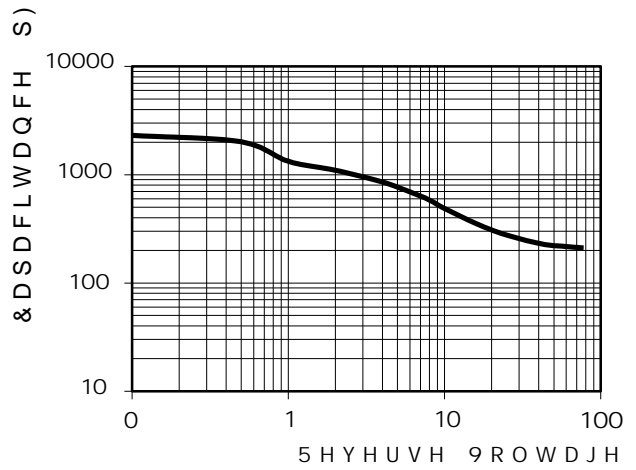
3XOVH WHVVSXOVH ZLGWK GXW\F\FOH

3XOVH WHVW 3XOVH ZLGWK 0


**RATINGS AND CHARACTERISTICS CURVES** (TA = 25 °C unless otherwise noted)



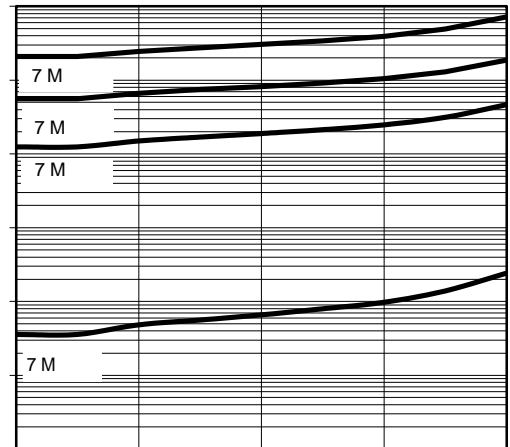
7F & DVH 78 HPS  
Current Derating, Case



Typical Junction Capacitance



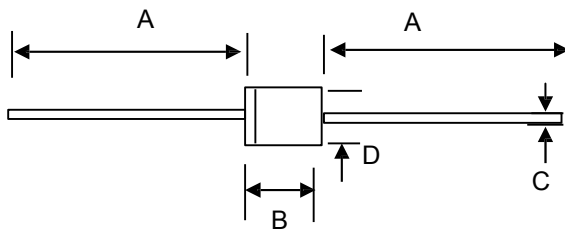
91 Q,VWDQWDQHRXV )RUZDUG 9ROWDJH P9  
Typical Forward Voltage



95 5HYHUVH 9ROWDJH 9ROWV  
Typical Reverse Current

## PACKAGE OUTLINE DIMENSIONS

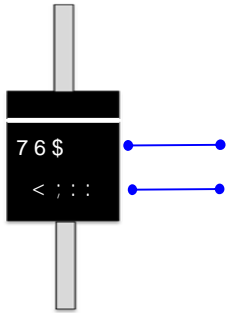
### DO-201AD



### DO-201AD mechanical data

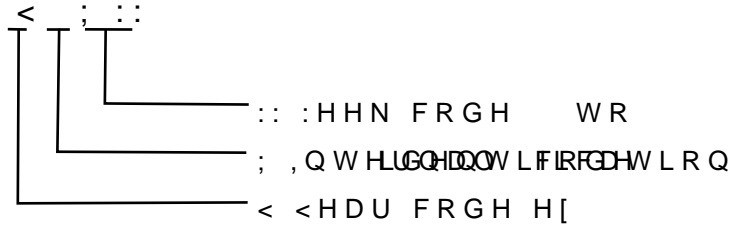
UNIT		A	B		D
mm	max	26.5	9.5	4	5.3
	min	24.5	7.3	1	4.8
mil	max	1043.30	374.01		208.67
	min	946.57	287.40		188.97

Cathode

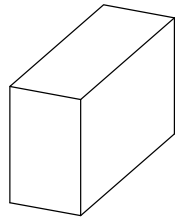
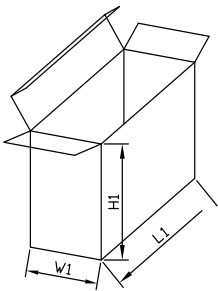


\$QRGH

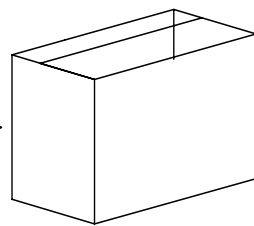
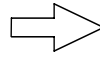
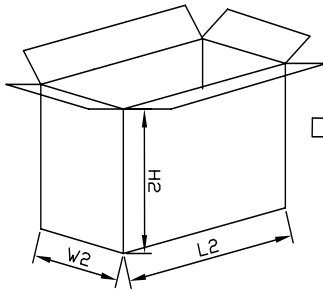
73URGXFW P B \$HO/  
83' & LQIRUPDWLRQ



1. Inside Box



2. Outside Box



NO	UNIT	Inside Box			Outside Box		
		L1	W1	H1	L2	W2	H2
Size	mm	255	75	1		280	320
QTY	PCS	Smallest package, 1000PCS/carton			10,000PCS/carton, 10 boxes in total		

Note