



76\$ /

7UHQFK 026 %DUULHU 6FKRWWN\ 5H

DO-201AD
TSA /



Cathode  Anode

Features

- ‡ \$GYDQWUHQFK WHFKQRORJ\
- ‡ /RZRUZDURGDWDJH GURS
- ‡ /RZRZURVVHV
- ‡ +LJHILFLHQF\ RSHUDWLRO
- ‡ /HDGH)HLQLVK &RPSOLDQW

Applications

- ‡ '&' & RQYHUWHUV
- ‡ \$&' & GDSWRUV
- ‡ 6ZLWFKRZDUXSSOLHV
- ‡)UHHZKHHLRQJ

Maximum ratings and electrical characteristics (T_J = 25°C unless otherwise noted)

3DUDPHWHU		6\PERO	/LPLW	8QLW
0D[LPHSHVSHUNYHYURQWDJH		9550		9
0D[LPHYHURJHZDUG UFXEWHIQWG		,) \$9		\$
3HDN IRUZDURSUHQW VLQRDQZDYH VXSHULPSURDURSHGLRGH		,) 60	5	\$
2SHUDMXQRDURQWRUDJH WHPSHUDW		X0H767°C JH	0WR50	f &
7\SLFDO WKHUURVDOFH	'2 \$'	5\$-&		f & :
,QVWDQWDQHRURDURJZDUG SHGLRGH	,) \$	7- f &	7 < 3	9
	,) \$	7- f &	0\$;	
	,) \$	7- f &		
	,) \$	7- f &		
,QVWDQWDQHRXUURDURJZDUG UDWHYHYURQWDJH	7- f &	,5		X\$
	7- f &			X\$

1RWHV

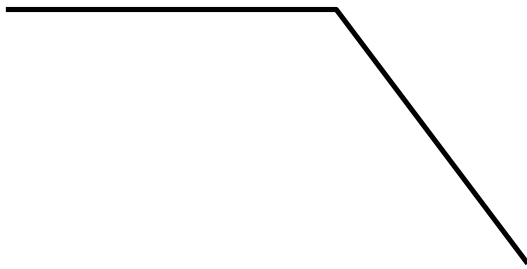
3XOVH WHVVSXOVH ZLGWK GXW\F\FOH

3XOVH WHVW 3XOPH ZLGWK 0

RATINGS AND CHARACTERISTICS CURVES

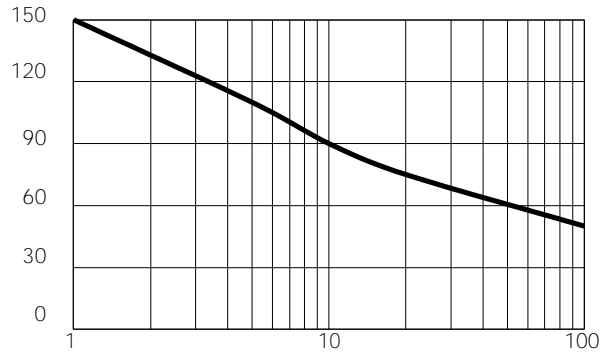
7\$

f & X Q O H V Q R W K B U Z L V H

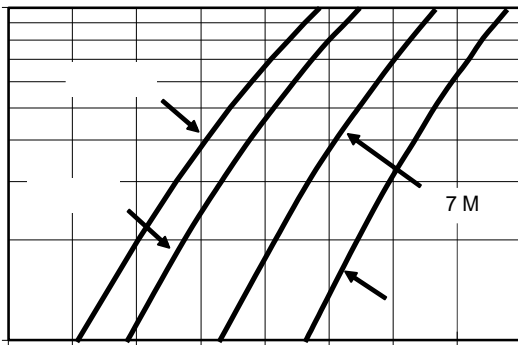


7 F & D V H 7 & H P S

3 H D) R U Z D 6 X G J B X U U \$ Q W



1 R E U R I & O H V D W }-

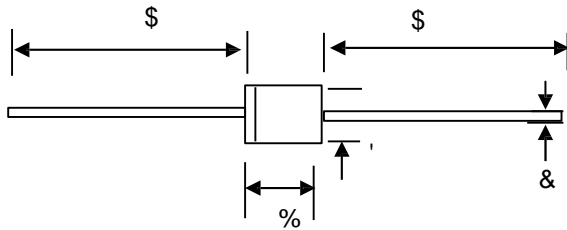


9 I , Q V W D Q W D Q H R X V) R U Z D U G 9 R O W D J H P 9 9 5 5 H Y H U V H 9 R O W D J H 9 R O W V



PACKAGE OUTLINE DIMENSIONS

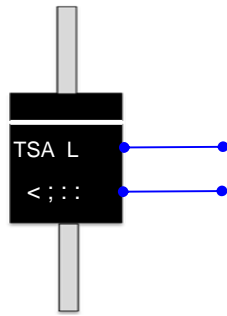
DO-201AD



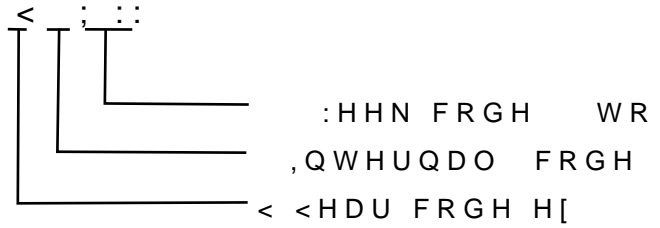
'2 \$' PHFKD QLFWD

	\$	%		
PP			4	
			1	
PLO				

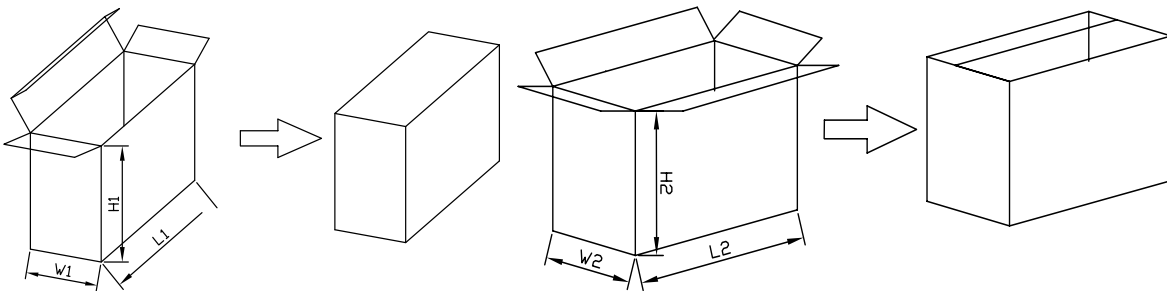
Marking Information



3URGXFW 76\$ HO
 3' & LQIRUPDWLRQ



Packaging Information



Packaging Information



ö