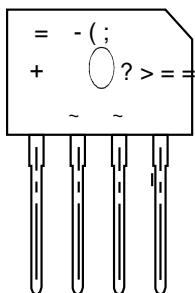


6 SHFLDO)RU ' & \$ & 5HFWLILHU %ULG



Input Pin (~)
Input Pin (~)
Output R (+)
Output D R (-)

)HDWXUHV

‡ & RPSOLDQW ZLWK 5R+6 3URYLVL
 ‡ /RZ IRUZDUG YROWDJH KLJK IRU
 ‡ +LJK IRUZDUG VXUJH FXUUHQW F
 ‡ +LJK KHDW FRQGXFWLQJ SHUIRU
 ‡ 7KHUPDO ZHOGLQJ SHUIRUPDQF
 C VHF

\$SSOLFDWLRQV

‡ 6ZLWFKLQJ 3RZHU 6XSSO\
 ‡ +RPH \$SSOLDQFHV 2IILFH 'HYLFH
 ‡ ,QGXVWULDO \$XWR HTXLSPHQWV

0D[LPXP 5DWLQJV DQG (OHFWULFDO FKDUDFWHULVWLFV
 5DWLQJV EDV ELHQW WHPSHUDWXUH XQOHVV RWKHUZLVH VSHFLI
 UHVLVWLYH RU LQGXFWLYH ORDG IRU FDSDFLWLYH ORDG FXUU

3DUDPHWHU	6\PERO	*%8 (8QLW
0D[LPXP 5DWLQJV DQG (OHFWULFDO FKDUDFWHULVWLFV	9 ₅₅₀		9
0D[LPXP 506 YROWDJH	9 ₅₀₆		9
0D[LPXP ' & %ORFNLQJ 9ROWDJH	9 &		9
\$YHUDJH 5HFWLILHG 2XWSXW & XUHQW	U ₂		\$
5HYHUVH 5HFRYHU\ 7LPH ,) \$,5 \$u65 \$			QV
3HDN)RUZDUG 6XUJH & XUHQW :DYH 6XSHULPSRVHG RQ 5DWHG /RDG - ((& 0HWKRG	PV 6LQJOH +DOI 6LQH RDG - ((& 0HWKRG		\$
, WDWLQJ VLVQJ PV W PV	, W		\$ 6
'LHOHFWULFDO 5DWLQJ VLVQJ PLQXWULV			KV
Mounting torque	TOR	Recommended torque:0.5	N.m
0D[LPXP)RUZDUG 9ROWDJH DW	9)	7	9
0D[LPXP ' & 5HYHUVH & XUHQW 5DWHG ' & %ORFNLQJ 9ROWDJH	DW .5		\$
0[TIZOUT ZU GSHOKTZk]OZNRZ NRZGYOTG - \$ 0[TIZOUT ZU IGYK]OZNRZ NRZGYOTG - \$	#7 #9		:
2SHUDWLQJ DQG 6WRUDJH 7HPS HUDWXUH 5DQJH	M/VWJ	a	f &

1RWH 0HDVXUH DW 0+] DQG DSSOLHG UHYHUVH YROWDJH RI 9 ' &
 0RXQWHG RQ JODVV HSR[\ 3 & ERDUG ZIFRSSHU SDG

5 \$ 7 , 1 * 6 \$ 1 ' & + \$ 5 \$ & 7 (5 , 6 7 , & 6 & 7 8 5 9 (6 f & X Q O H V Q R W K B U Z L V H

Fig.1: Current Derating Curve

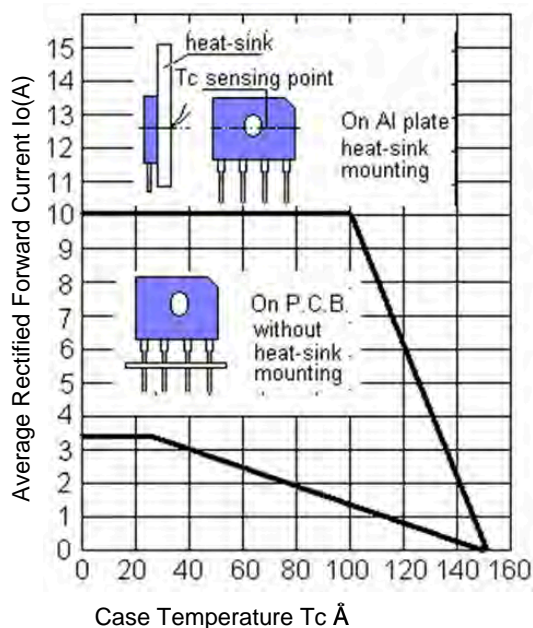


Fig.3: Max. Surge Current

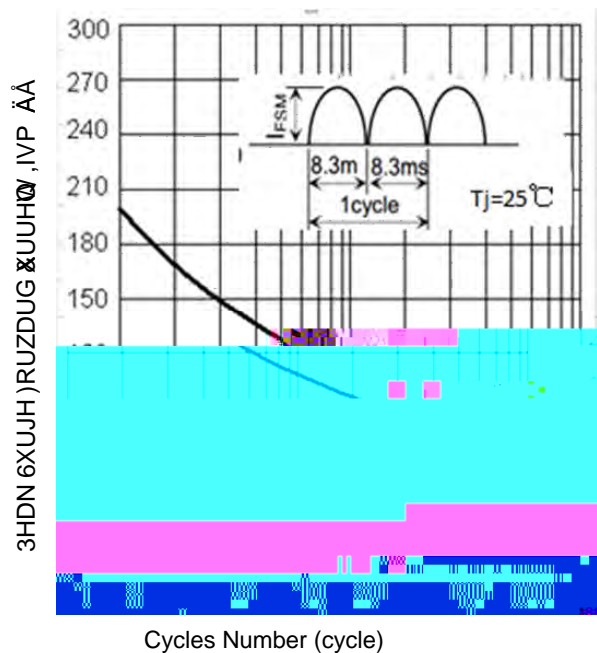


Fig.2 Typical Reverse Characteristics

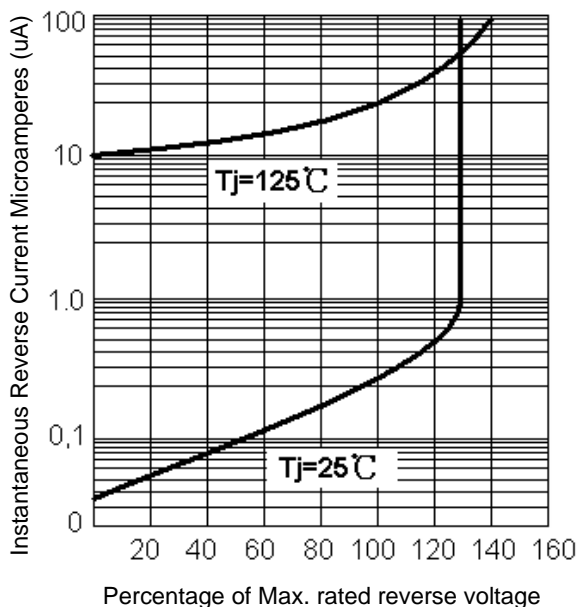
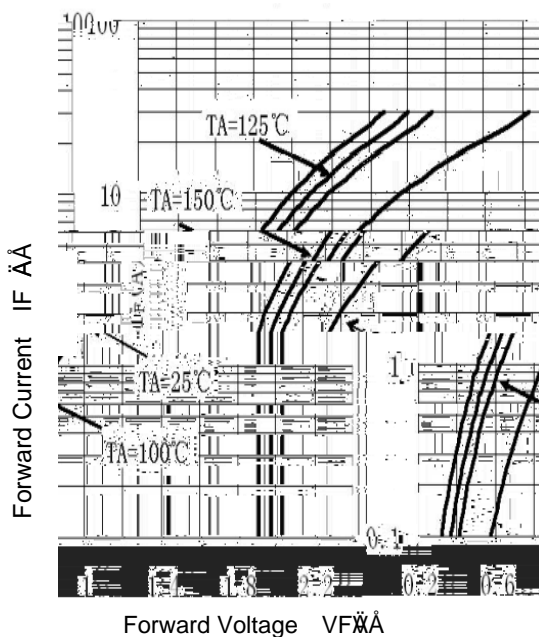
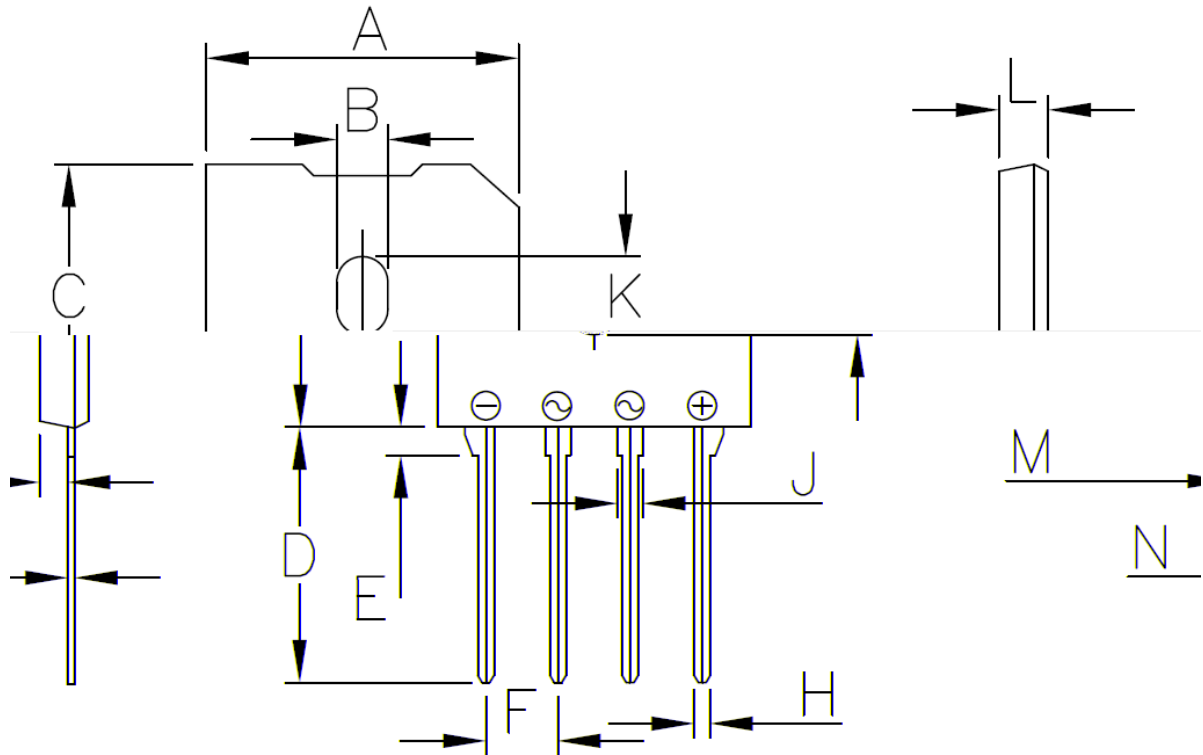


Fig.4: Rated Forward Features



3 \$ & \$ * (2 8 7 / , 1 ' , 0 (1 6 , 2 1 6

1 R W H X Q L W P P L Q F K



			4.1			1	5.43	1.15	2.24	5.6	3.6		6
			5				4.73	0.85	64	5.1	2	8	4
			7			09	22	045	9	22	5		
							18	033	6	20	2	7	15