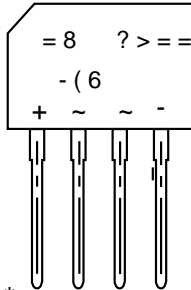




: 5 * % 3

8OWUDVRIW 5HFRYHU\ %ULGJH



3, 11, 1*

3, 1	'(6&5,37,21
	, Q S X W A A Q
	, Q S X W A A Q
	2 X W S X W A Q R G H
	2 X W S X W A W K R G H

) HDWXUHV
 ‡* OD 3 DVVLYY 8 W L S G F W L R Q
 ‡5HYH 9 R 10 W D J H 9
 ‡)RUZ D X G U H Q W
 ‡+LJ 6 X U & X U U & H Q W E L O L W \
 ‡'HVLJQR 6 X U I D R X \$ S S O L F D W L R Q
 % H Q H I L W V
 ‡ & D V H % 3
 ‡ 7 H U P L 6 R O G H 3 B B 0 H 6 7'

0D[LPXP 5DWLQ 6G H F W E K B D O F W H U L V W L F V

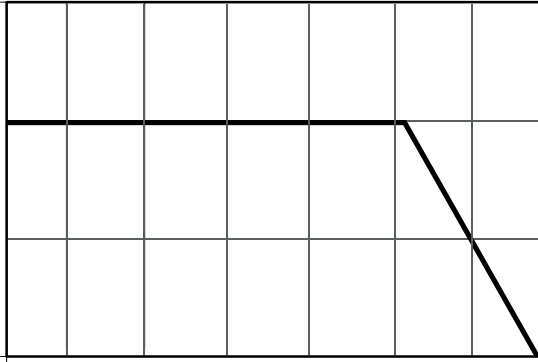
5DWLQ W V & D P E L M G H W S H U D Q D X U M K H U Z S H F L I L H G
 6LQJ O H S K D V H K Q U H Z D V M U Q G X F O R D G H E D S D F L W E X H U C R D W H

3DUDPHWHU	6\PEROV	: 5 * % 3	8QLWV
0D[LPXP 5HSHWLWLYH 3HDN 5 9506	5 9506	VH 9ROWDJH	9
0D[LPXP 506 YROWDJH	9506		9
0D[LPXP '& %ORFNLQJ 9ROWDJH &			9
\$YHUDJH 5HFWLILHG 2XWSXW & XUUHQW			\$
5HYHUVH 5HFRYHU\ 7LPH ,) \$,5 \$,55 \$	7UU		XV
3HDN)RUZDUG 6XUJH &XUUHQW +DOI 6LQH :DYH 6XSHULPSRV, H 63 R Q 5DWHG /RDG -('(& 0HWKRG		PV 6LQJOH	\$
, WUDW 6XUJH V W P V	, W		\$ 6
0D[LPXP)RUZDUG WDW H\$	9)		9
0D[LPXP '& 5HYHUVH &XUUHQW #7\$ DW 5DWHG '& %ORFNLQJ 9ROWDJH #7\$		f & f &	\$
7\SLFDO -XQFWLRQ 8RVS D F L W D Q & M H			S)
2SHUDWLQJ DQG 6WRUDJH 7HPSW D W X U H 5 D Q J H a			f &
1RWH0HDVX D M G +] D Q G S O L H H Y H Y U R G H V R D J H &			



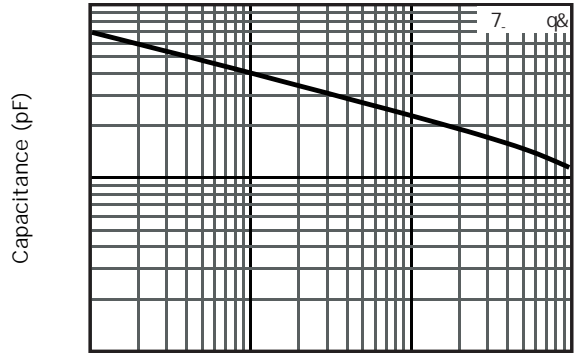
: 5 * % 3

5 \$ 7 , 1 * 6 \$ 1 ' & + \$ 5 \$ & 7 (5 , 6 7 , & 6 & 8 5 9 (6 X Q O H V V R W K H U Z L V H Q R W H G



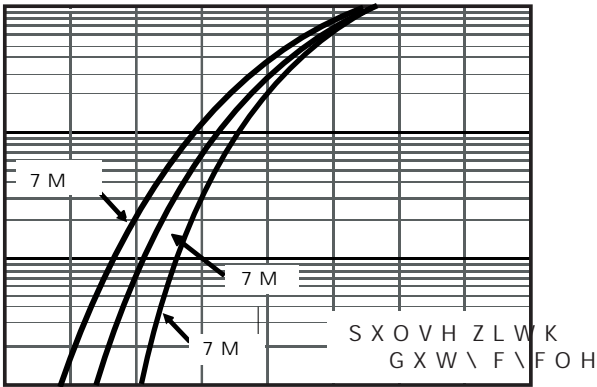
7 F & D V H^R & 7 H P S

Current Derating



Reverse Voltage(V)

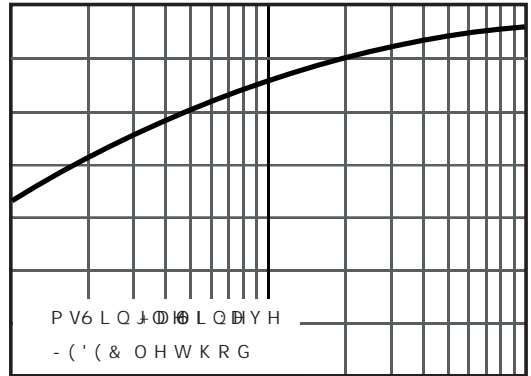
Typical Junction Capacitance



9 I , Q V W D Q W D Q H R R 0 W 0 W 7 D U G

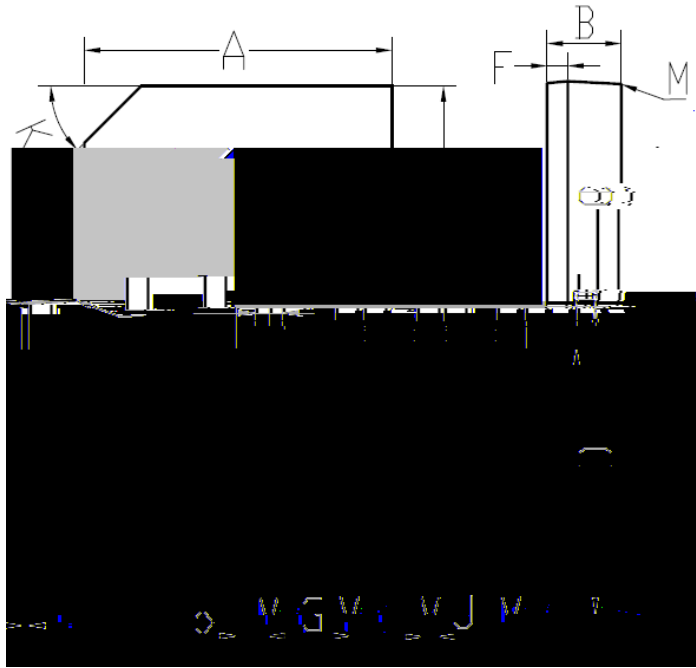
Typical Forward Voltage

5 H Y H U V 1 0 \$ & X U U H O W



9 5 5 H Y H U V H 9 1 0 0 W D J H

Typical Reverse Current



GBP		
DIM.	MIN.	MAX.
A	14.20	14.70
B	3.30	3.60
C	10.20	10.60
D	13.80	14.40
d	1.40	1.70
E	1.80	2.20
F	0.80	1.10
G	3.71	3.91
H	0.30	0.55
I	1.22	1.42
J	0.76	0.86
K	2.7 x 45° (Typ)	
L	#	3°
M	#	2°
All Dimensions in millimeter		